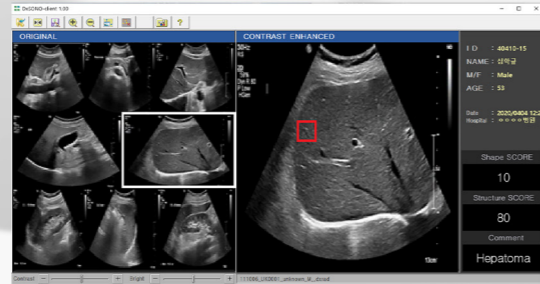


Next Generation

Digital Abdomen Ultrasound Auto Decipher based on AI




This product is medical device based on AI for check 5 kinds of organ such as liver, Gall bladder, pancreas, spleen, kidney automatically.



DxRAD[®]

Digital X-ray Radiography Auto Decipher based on AI



5F, Jangan Building, 82, Jaeban-ro, Haeundae-gu, Busan, Republic of Korea
E nanoeshop@naver.com T +82-51-784-7608

www.midcoltd.com





It is important to isolate as soon as possible if patients take an infectious disease such as tuberculosis. But over 70% of hospital doesn't have radiological technologists or not enough, so if patients take a chest x-ray, it will take a long time to get their result.

General doctor reading accuracy^{①②}
(Activity 51.4%, Inactivity 62.2% match)




This product is medical device based on AI for check chest X-ray automatically.

^① Reference : Common Clinical Problems Encountered During TB Chemotherapy (결핵 및 호흡기질환, Vol. 46, No. 2, Feb, 1999), Journal of Radiation Industry 12(3) : 169~176(2018), Improvement strategy for increasing the quality of x-ray interpretation and factual survey about chest X-ray interpretation for tuberculosis (11-1352159-001015-01), Computer-Aided Diagnosis for Pulmonary Tuberculosis using Texture Features Analysis in Digital Chest Radiography (#110517-001). ^② Improvement strategy for increasing the quality of x-ray interpretation and factual survey about chest X-ray interpretation for tuberculosis (11-1352159-001015-01)(11-1352159-001015-01)

www.midcoltd.com



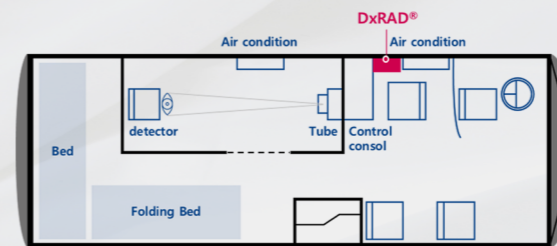
How to Install and Operate DxRAD



PACS (DR,CR)

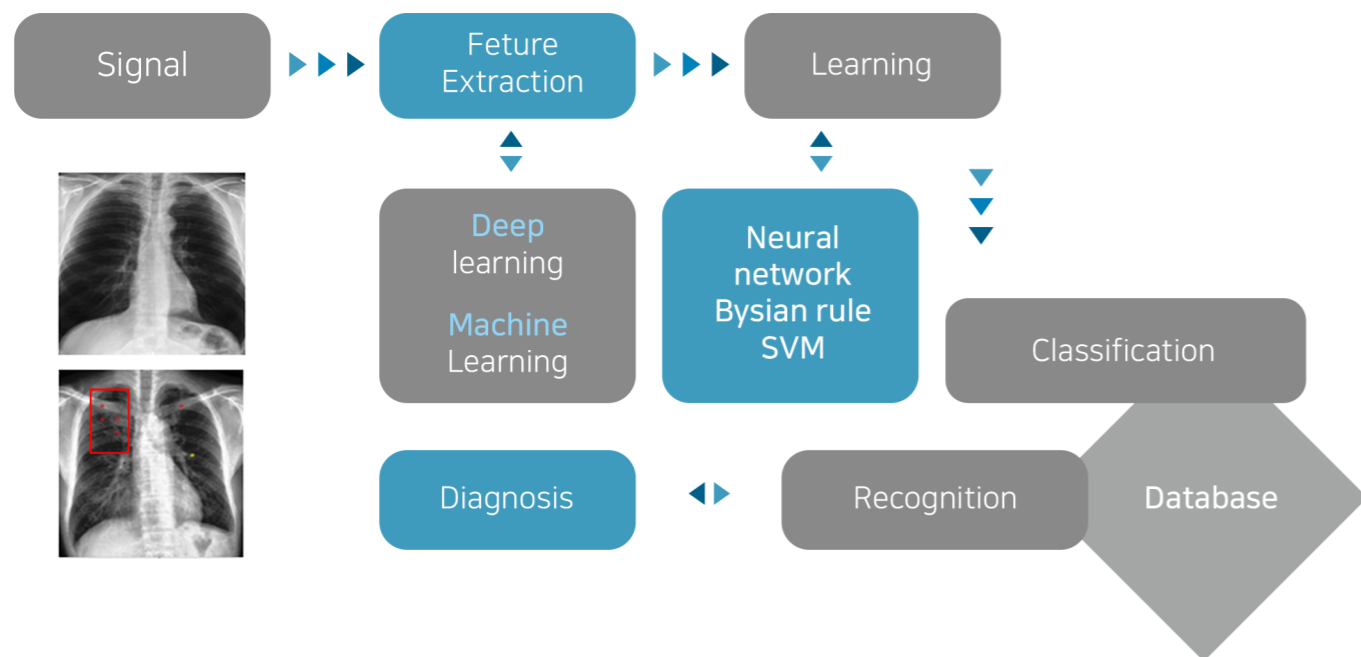


X-RAY Film



Can be installed on a mobile examination vehicle because it can be read offline.

DxRAD Algorithm



DxRAD reading result



It is a diagnostic aid that reads normal, abnormal and tuberculosis. Pulmonary diseases such as pneumonia and COPD will be upgraded in the future.

